


21-1 A1-4

Phonics 1

動画はここをクリック★WatchVideo 

完全攻略

ATTENTION

For eTOC teachers.

Copyright © SurelyWork.co

"Have the student repeat the phonics and words after you. The sentences in this book are difficult, so please read them to the student rather than asking the student to read them on their own."


A1-4フォニックス完全攻略² おうち英語★音声動画あり

Begins with Sound out and read words. 

(soft) /g/

g~e~m

gem



**I found a gem in the mine
and sold it.**

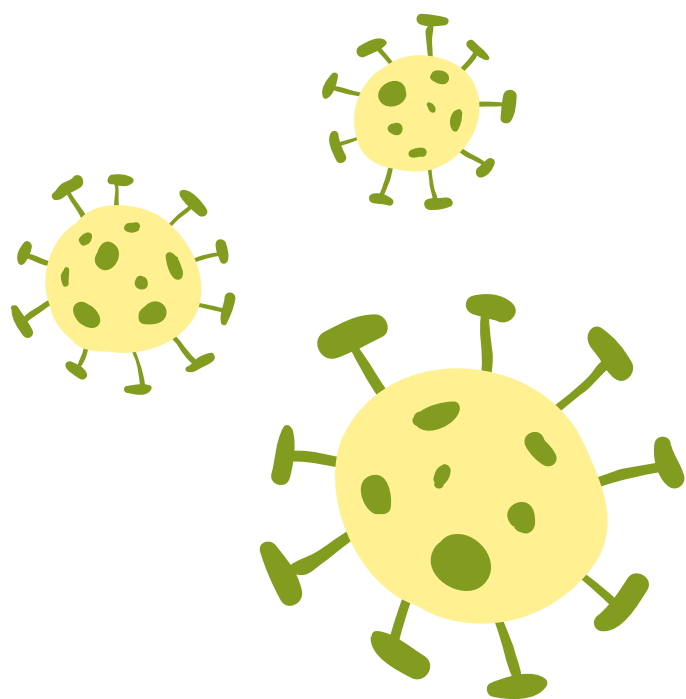
※この本の文章は難しいので、読ませるためのものではありません。
講師がレッスン時に読んで聞かせるための絵本的な文章です。ご家庭
では、単語とフォニックスの部分だけフォーカスしてご利用下さい。

Begins with Sound out and read words. 

(soft) /g/

g~er~m

germ



**We must wash well to
kill the germs.**

Begins with Sound out and read words. 

(soft) /g/

giant

g~i~a~nt




**Giants are taller than
trees and mountains.**

Begins with Sound out and read words. 

(soft) /g/

g~ir~a~ff~**e**

giraffe



**The giraffe is a symbol
of happiness.**

Begins with Sound out and read words. 

(soft) /g/

g~y~m

gym



**She spends hours
at the gym to get
in shape.**

Gg

Let's review!


Begins with (soft) /g/

gem


germ

giant

1



2




3



giraffe

gym

4



5




Gg


Let's review!

Begins with (soft) /g/

1




2



3



4




5





英語テスト



A1-4:Lesson21-1

えいごでいえるかな？

Can you say it in English?

1. あたしはこうざんでほうせきをみつけてうりました。
2. ぼくたちはくさりをつかって
3. ばいきんをころさなければなりません。
4. きよじんは、きやまややまよりたかいです。
5. キリンはしああせのしるしです。
6. かのじょはからだをきたえるためにジムでいちじかんぐらいすごします。



Answers



A1-4: Lesson21-1

1. I found a gem in the mine and sold it.
2. We must wash well to kill the germs.
3. Giants are taller than trees and mountains.
4. The giraffe is a symbol of happiness.
5. She spends hours at the gym to get in shape.